



D.I.Y. ADULT PROGRAMMING

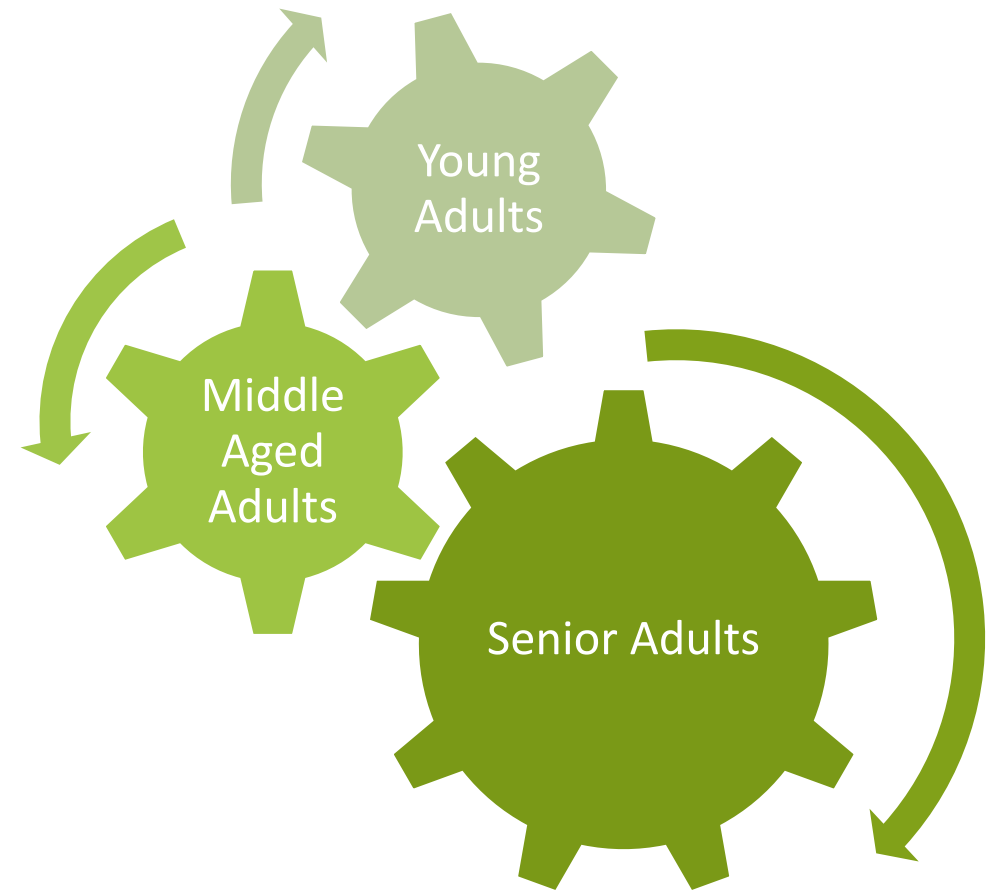
ONE WHOLE YEAR'S WORTH OF DO IT YOURSELF!

Heather Massa

Sponsored by the NCLA PR Programming Division

WHO ARE WE SERVING

- Young (or New) Adults
- Middle Aged Adults
- Senior Adults



WHY DO WE HAVE PROGRAMS?

- To address community needs
- To highlight library collection and services
- To “fill their role as community cultural centers — places of cultural and civic engagement where people of all backgrounds gather for reflection, discovery, participation and growth” – from the Programming Librarian, part of the American Library Association (<http://www.programminglibrarian.org/about>)

D.I.Y. WITH LIBRARY RESOURCES

USE ANY DATABASE OR SUBSCRIPTION!

- MAKE AN ACCOUNT FOR YOURSELF
- TRY THE PRODUCT
- MAKE A TIP SHEET
- MAKE A STEP-BY-STEP POWERPOINT

= **YOU HAVE A PROGRAM**

JOBS AND CAREERS

*TAKE THE PROGRAM ON A
TOUR OF YOUR COLLECTION!*

- JOB NOW
- CAREER CRUISING
- MONSTER (OR ANY OTHER JOB LISTING SITE)
- GOVERNMENT JOBS
- OLAS OR OTHER SPECIFIC SITES

TIP SHEETS – D.I.Y. OR USE COMPANY MARKETING MATERIALS

LEARNING EXPRESS – SOFTWARE TUTORIALS

How to Use Learning Express

1. Go to eastrockawaylibrary.org
2. Find the E-Learning tab on our menu, and click on Test Prep



3. You'll have to type in your library barcode.
4. You'll have to register as a new user.



You'll fill out your email address, a password and your name (first name is mandatory, last name is optional).

Look through the pictures in the middle and click on "Popular Software Tutorials"



Click on **Master Microsoft Office**

Here is a list of all of the different Microsoft programs. Click on the program you'd like to learn.



You want to make sure that you are learning the newest version, unless you'd prefer something different.

Starting with Basic for each program, click

A window will pop up—make sure you turn off your pop-up blocker. Along the left hand side are the "chapters" and you can go forward to any one of them, or go backward and repeat a chapter as many times as you want. After completing the Basic course, you can move on to Intermediate.



Now you have created CONTENT for your library's website and to distribute at events and other programs!

OTHER “TIP SHEET” GUIDED PROGRAMS:



Genealogy – Showcase collection, online resources, how-to access library resources online, materials from government websites, how to search newspaper archives



Reader's Resources – Highlight Novelist and any other databases you subscribe to – tour your new fiction collection or make up a genre/subject theme

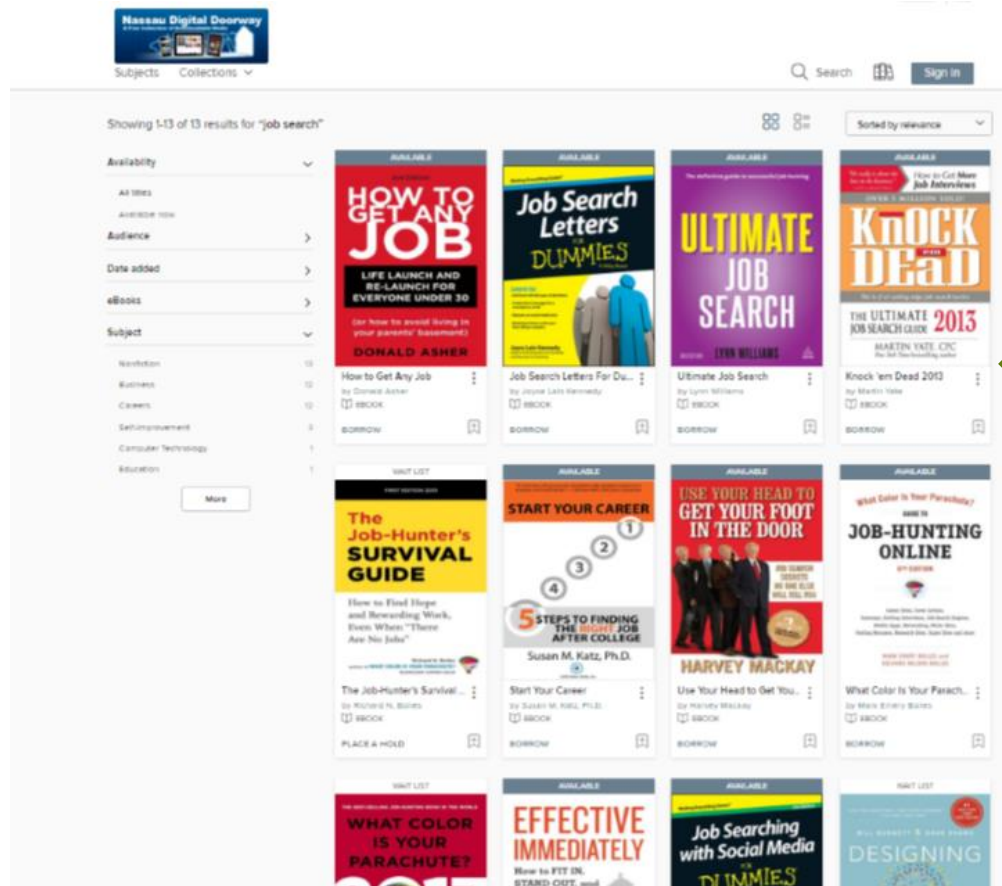


Small business collection – books about running small businesses, including NOLO law books and social media strategies, highlight business databases and how to use them



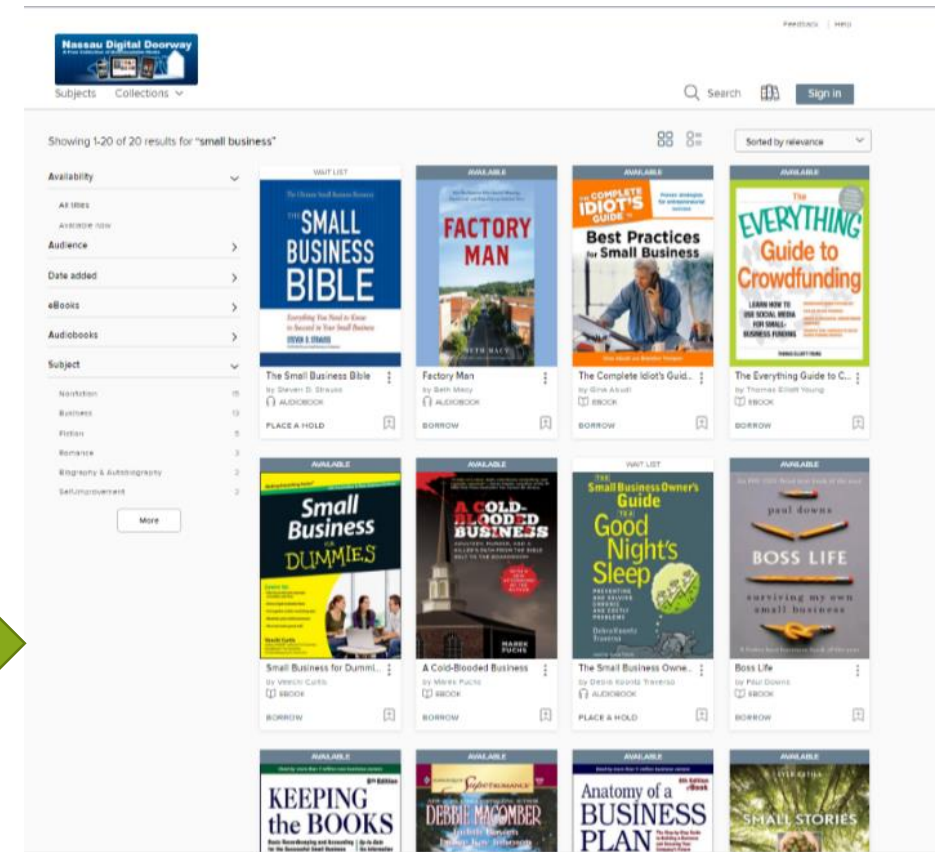
Test Prep – tour your test collections – highlight community interests (Firefighter, Bay Constable test prep books, Civil service test prep) – online test prep help, such as Learning Express -

DON'T FORGET TO HIGHLIGHT DOWNLOADABLE BOOKS FOR PARTICULAR SUBJECTS!



Searching
"Job Search"

Searching
"Small Business"



Be prepared to demonstrate downloading books!

CRAFTERNOONS, OR CRAFT EVENINGS

WHAT CAN I HELP THEM MAKE THAT THEY ACTUALLY WANT TO MAKE?

WHAT CAN YOU DO?

WHAT IF YOU'RE NOT "CREATIVE"?

- You don't have to know how to make everything
- Pinterest can be your best friend
- Patrons have fairly low expectations for a 45 minute craft!
- Your real job is to ready the supplies and the instructions – attendees are responsible for actually making something.

**MAKE
SOMETHING
MONTH BY
MONTH**

**ONE YEAR
OF CRAFT
PROGRAMS!**



January –

- **Get Clean**
- **Start Clean**
- **Spa Night**

SOAP MAKING

YOU'LL NEED A MICROWAVE AND
SOME MUGS (NO METAL PAINTS!)

BUY SOAP CUBES \$10-12/each kind –Glycerine and shea butter or goat's milk

BUY SOAP COLOR DROPS \$3-4/each Buy the primary colors

BUY SOAP SCENT DROPS OR ESSENTIAL OILS \$3-4 each – buy at least two choices

BUY MOLDS \$11/pack of 16 –ask them to be returned

= \$59 for 16 participants

****Run it a second time for just the cost of MORE SOAP****




1. CUT UP SOAP CUBES AND PUT A FEW IN MUG. MICROWAVE ACCORDING TO DIRECTIONS.
2. ADD COLOR AND SCENT
3. POUR INTO MOLD



1. MELT MORE SOAP CUBES
2. ADD DIFFERENT COLOR (PROBABLY SAME SCENT)
3. POUR INTO MOLD

1. REPEAT
2. ALLOW SOAP TO SET ONE HOUR





- Card Making
- Bookmarks
- Paper Punch Art
- Scrapbooking Maker Space
- D.I.Y. Garlands for different occasions

Each requires card stock, paper punches, glue sticks or glue dots, art markers or colored pencils or crayons!

Blank greeting cards with envelopes - \$6/50 cards
 Scrapbook Paper – between \$.50/each and \$10/pack
 (use discarded books/magazines for free!)
 Paper Punches – between \$5 and \$15 each
 Glue Dots or Glue Sticks - \$7/20 people

Around \$50
 for 20 people,
 assuming you
 buy a few
 punches!

February

Love Notes

Paper Crafting

PAPER PUNCHES

Relatively inexpensive

Can be used over and over

Can be bought in conjunction with other departments

Can be circulated!

- Picture Frames (wooden or acrylic)



March

Picture this

Picture frames - \$1/each

Washi tape - \$25 / two sets from Amazon
= \$45/20 participants

What else to washi tape?

- Clothespins + washi tape + magnet glued on = fridge magnets
- Flower pots!
- Notebooks, bangles, clock faces, boxes, tins, any flat surface

WASHI TAPE

Paper tape

Not expensive

Can be removed and repositioned

APRIL – **SPRINGTIME, FLOWERS, EARTH DAY**

RECYCLED PROJECTS

- BOOKS FROM BOOK SALE (DISCARDS)
 - DISCARDED MAGAZINES
 - ROLLS FROM INSIDE OF PAPER RECEIPT ROLLERS...OR OTHER THINGS
- THE LIBRARY DISCARDS IN BULK

MONOGRAMMED LETTERS COVERED IN FLOWERS,
PAPER FLOWERS, PAPER MACHE, MOD PODGED...

**BEST USE FOR:
OLD ATLASES
OLD DICTIONARIES
OLD ART BOOKS**





MAY

MA(Y)KE YOURSELF AT HOME

Make your own doormat

Ikea Sindal Doormat (4.99 each)
Contact paper \$6/roll
Acrylic paint \$.69/each (2 black)
Painter's Tape \$5
Sponge brushes \$10/20

\$83/12 participants



JUNE

GET READY FOR SUMMER TOTE EVERYTHING THIS SUMMER

BULK TOTE BAGS – CANVAS (under \$1.00 each)
\$25/20 bags with S&H

Paint (\$.79/each) or
Sharpies (\$12 for a big pack) with
painters tape (\$5)

OR

Cut out a simple shape on cardstock
Use unused pencil erasers as “dots”

\$37/20 Participants

(I like the website ingreetings.com
for tote bags, but you can easily buy
some on Amazon, too!)



JULY MASON JARS



Case of Mason Jars 12/ \$12
School Glue or craft glue \$2
Food coloring \$3
Battery operated tea lights
\$10/24 pack
Lace or ribbon odds and ends
OR acrylic paint
\$20 for 12 participants
\$30 for 24 participants

AUGUST

D.I.Y. PAINT NIGHT




Trace a Silhouette that you print from googling “animal silhouettes” lightly with a pencil onto an 8x10 canvas

Use acrylic paints to make “dots” with different colors (and cheap brushes or stick a pin in an eraser) along the traced silhouette, covering the pencil lines

Fill in some of the rest of the silhouette.

12 canvases/\$24, acrylic paints at \$.69 each (15 colors), cheap brush pack of 24 for \$4.99 = 39.34 (paper plates as a palette, colors pre-squeezed)



D.I.Y. PAINT NIGHT



We traced cut-out images of the world (super generalized blobs!) and used the cheap brushes to paint in with either acrylic or watercolor paints. We commissioned an etsy seller to make the vinyl “Adventure Awaits” stencil, and I bought two of them

\$23.50 for the custom stencils

\$24/12 canvases

\$5 for watercolors

\$.69/each for acrylic paints

\$5/6 black Sharpie markers

Hairdryer from home

SEPTEMBER

CHALKBOARD PAINT



B.Y.O. Vase or Glass Jar (From Florists!)

Paint with Chalkboard Paint (2 coats)


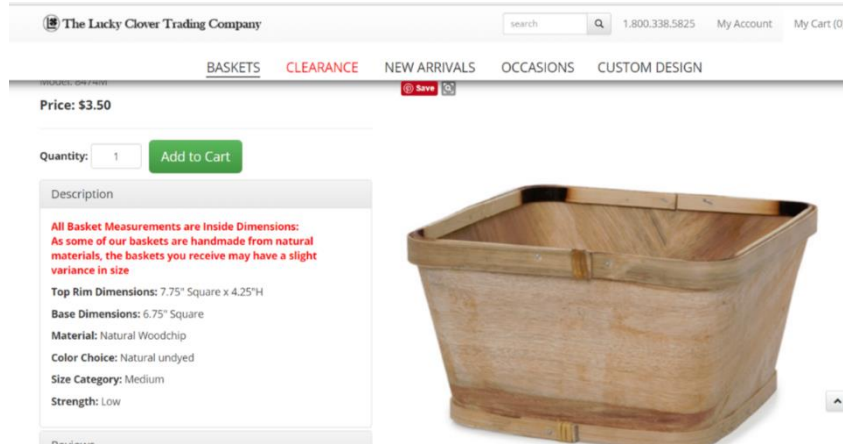
Bring home and season with chalk

Chalkboard paint \$12 – Foam brushes \$10/20 brushes – Box of chalk (break each in half) \$5 – \$27/20 participants

Make it fancy - * Ask for glass ahead of time – pre-paint it – buy chalkboard markers (\$14/pack)- decorate!

OCTOBER

PAINT A BASKET



WATER + ACRYLIC PAINT = PAINT
WASH, APPLIED WITH A WET PAPER
TOWEL (DRIES QUICKLY)

LEAF PAPER PUNCH

SCRAPBOOK PAPER

MODPODGE

SHARPIES FOR DESIGN (OPTIONAL)

BASKETS \$4/EACH + LEAF PUNCH \$12 + SCRAPBOOK PAPER \$5/5 SHEETS + MOD PODGE (\$5) + ACRYLIC PAINT
\$.69 = 102.69/20 PEOPLE (ASSUMING YOU HAVE NONE OF THESE SUPPLIES!)



NOVEMBER

PAINTED WOODEN BANGLES

D.I.Y. GIFTS FOR HOLIDAY SEASON

GREAT MAKE-FOR-YOURSELF
JEWELRY

WOODEN BANGLES BOUGHT IN BULK \$15/12 BANGLES
ACRYLIC PAINTS (\$.69/EACH) X 10
PAINT BRUSHES (4.99/24 SMALL KID BRUSHES)
MOD PODGE AS SEALANT (IF YOU CHOOSE) \$5

\$31.89 FOR 12 PARTICIPANTS

DECEMBER

D.I.Y. GIFT WRAPPING NIGHT BRING GIFTS TO WRAP!!

Make your own wrapping paper using craft paper or white paper rolls and stamps!

Encourage participants to bring scraps and ribbon to share!

Use those paper punches again – use leftover scrapbook paper from previous projects.

Sharpies, beads, washi tape, paint all leftover from other projects could decorate wrapping.

MAKE IT A B.Y.O.T. (Bring Your Own Scotch Tape) and it will only cost you the amount for the plain gift bags and wrapping paper - \$30 or so for 20 participants.



BUILD IN A ONCE-A-YEAR PROGRAM INVOLVING COMMUNITY BUSINESSES!

ONE OF LONG ISLAND'S BIGGEST
INDUSTRIES!

INVITE YOUR LOCAL FLORISTS TO
SHOW AN EASY D.I.Y. CENTERPIECE

PULL BOOKS
from your


WEDDING COLLECTION



**WEDDING CARDS COST 7 OR 8 DOLLARS! HAVE A CARD MAKING
STATION AND INVEST IN SOME FANCY STICKERS FOR \$20!**



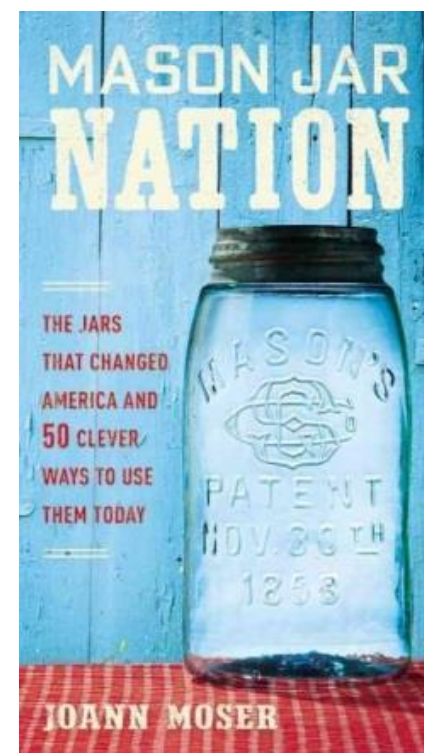


BUDGET IDEAS

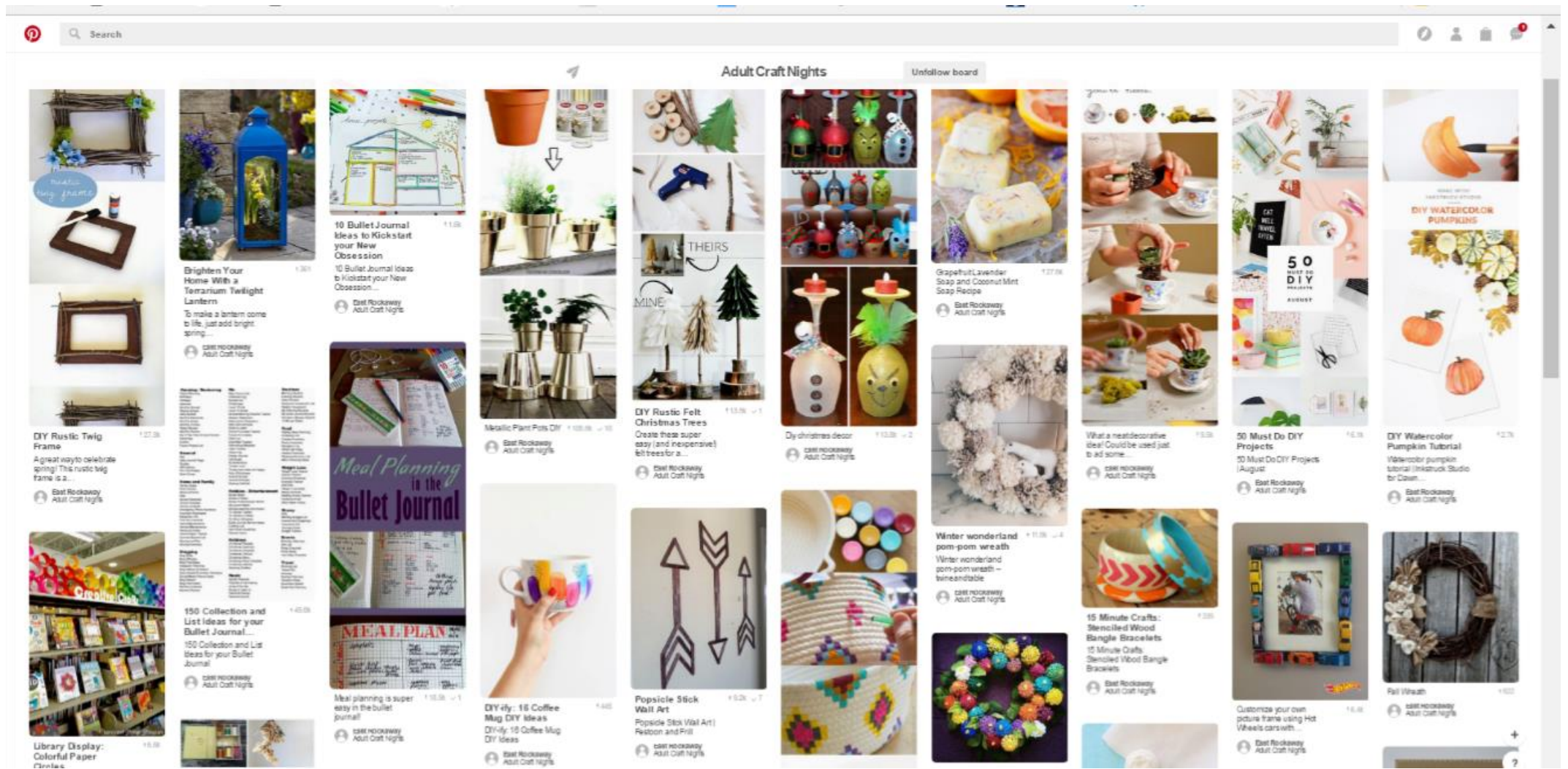
IN A LIBRARY, THEY'RE EVERYWHERE!



ON YOUR SHELVES: 741-745

CHECK YA AND KID'S SECTIONS TOO.
ADAPT AND EXPAND!





PINTEREST

Start a library account and pin ideas for future crafts. Ask patrons to follow you and see how they like posted ideas!

LAST MINUTE IDEAS

OR IF YOUR PROJECT FALLS THROUGH



UNDER
\$10/12
PATRONS



Host a B.Y.O. Paint
by Number Party –
Spend your
programming
money on snacks
and drinks!
Everyone brings
their own kit –
could be a three-
meeting-program!

YOU CAN ALWAYS BUY A KIT OR A PRE-MADE CRAFT!

ASK YOUR PARTICIPANTS FOR IDEAS AND SUGGESTIONS
ASK YOUR STAFF FOR THEIR EXPERTISE
ASK FOR DONATIONS FROM STAFF AND PATRONS WHEN YOU
KNOW WHAT YOU NEED

IT CAN TAKE A LITTLE WHILE FOR THINGS
TO BECOME POPULAR! IT'S OKAY TO
INVEST IN CRAFT MATERIALS THAT YOU
CAN USE OVER AND OVER AGAIN!